

Scaled data based on original data using
LM-79-08 Approved Method: Electrical and Photometric Measurements of Solid-
State Lighting Products

Test Report Prepared for
Cooper Lighting Solutions
(formerly Eaton)

Brand: INVUE

Report Number: P368031

Luminaire Tested: **MSA-SA3C-830-U-5WQ**

Issue Date: 12/2/2019

Test Information

Test Method: LM-79-08
Report Number: P368031
TEST IS SCALED FROM IESNA LM-79-08 TEST DATA (G2-1910-543-4)
Test Lab: INNOVATION CENTER
Issue Date: 12/2/2019
Manufacturer: COOPER LIGHTING SOLUTIONS (FORMERLY EATON)
Product Line: INVUE
Catalog Number: MSA-SA3C-830-U-5WQ
Description: MESA POST TOP DECORATIVE LUMINAIRE. (3) LIGHTSQUARES WITH 16 LEDS EACH AND TYPE V WIDE OPTICS.
Light Source: -
Ballast/Driver: ELECTRONIC DRIVER

Summary

Lumens per Lamp: N/A
Luminaire Lumens: 15519 lumens
Efficiency: N/A
Efficacy: 93.5 lumens/watt
Luminous Opening: Rectangular (W 1' x L: 1' x H: 0')
IES Classification: Type V - Short
BUG Rating: B4 - U0 - G2

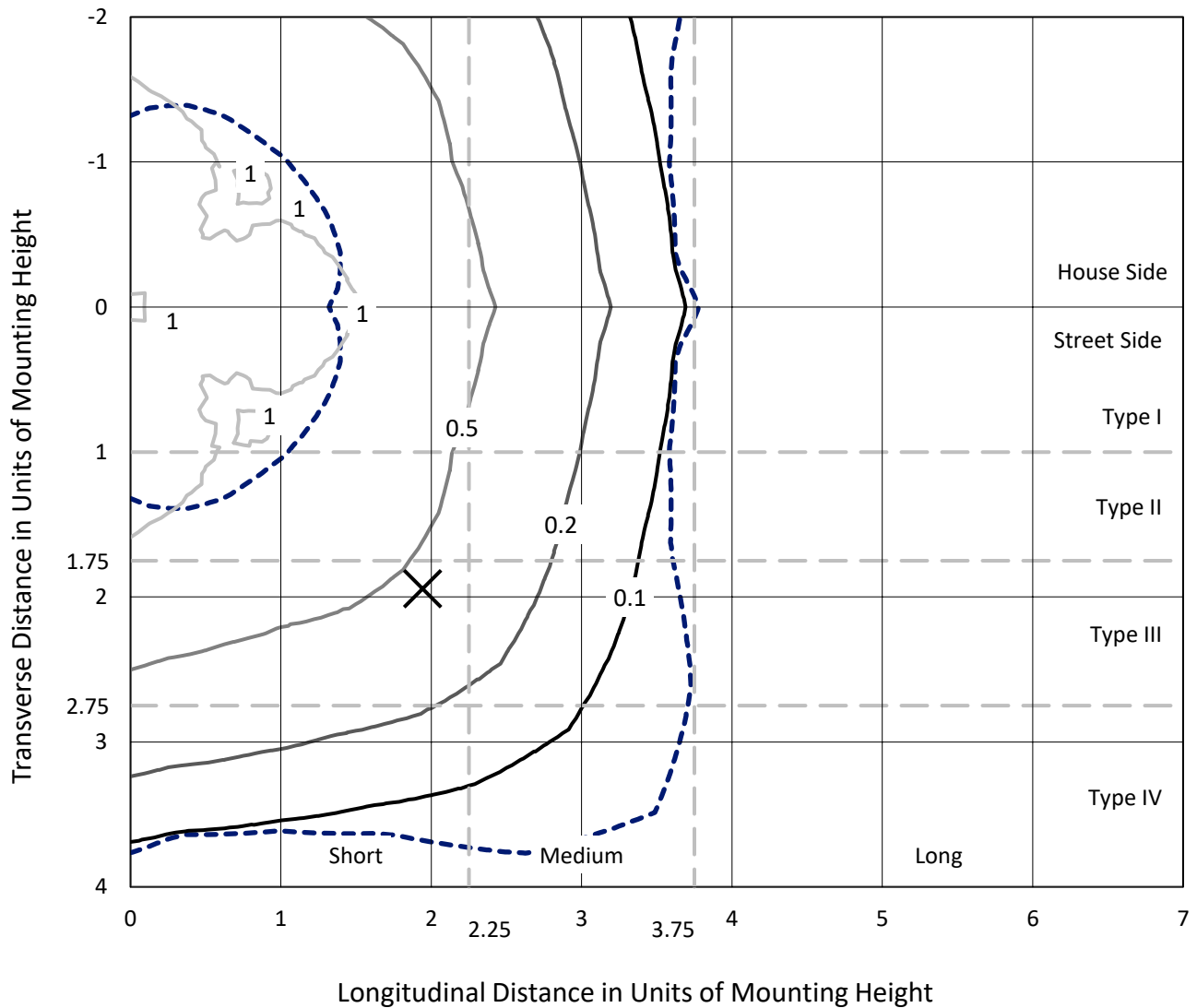
Input Watts (W): 166
Input Voltage (V): NR
Input Current (Ain): NR
Voltage Rise (V): NR
Power Factor: NR
Total Harmonic Distortion (THDi): NR
Frequency (hertz): 60
Stabilization Time: NR
Operation Time: NR
Ambient Temperature (°C): NR
Test Distance: 28.75 FT



REPORT NUMBER: P368031
 CATALOG NUMBER: MSA-SA3C-830-U-5WQ

Iso-Footcandle Lines of Horizontal Illumination

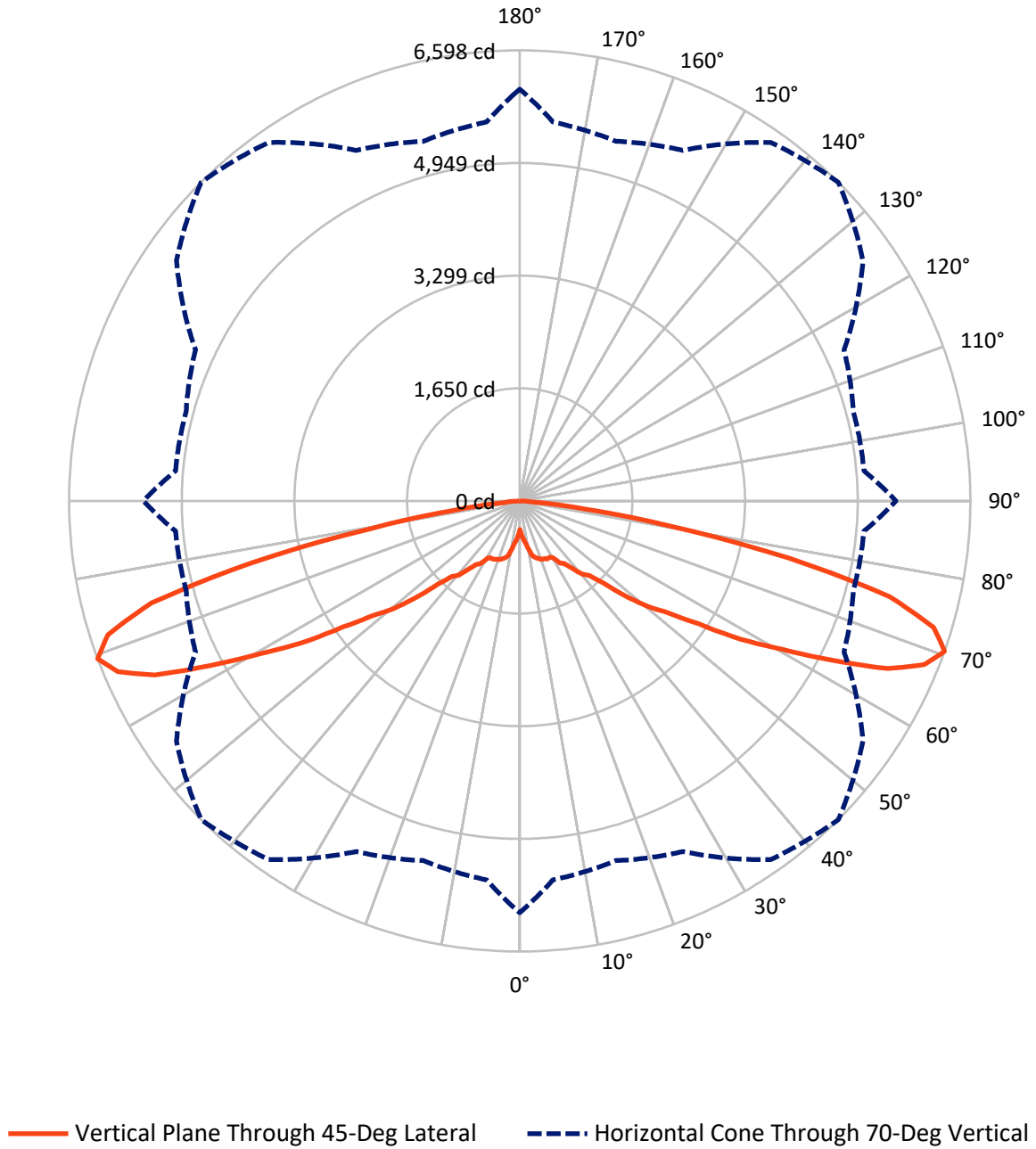
✕ Max cd
 - - - 1/2 Max cd



Based on 25 foot mounting height. Maximum calculated value = 1.3 fc
 Type V - Short - N/A

REPORT NUMBER: P368031
CATALOG NUMBER: MSA-SA3C-830-U-5WQ

Luminous Intensity Polar Plot



REPORT NUMBER: P368031
 CATALOG NUMBER: MSA-SA3C-830-U-5WQ

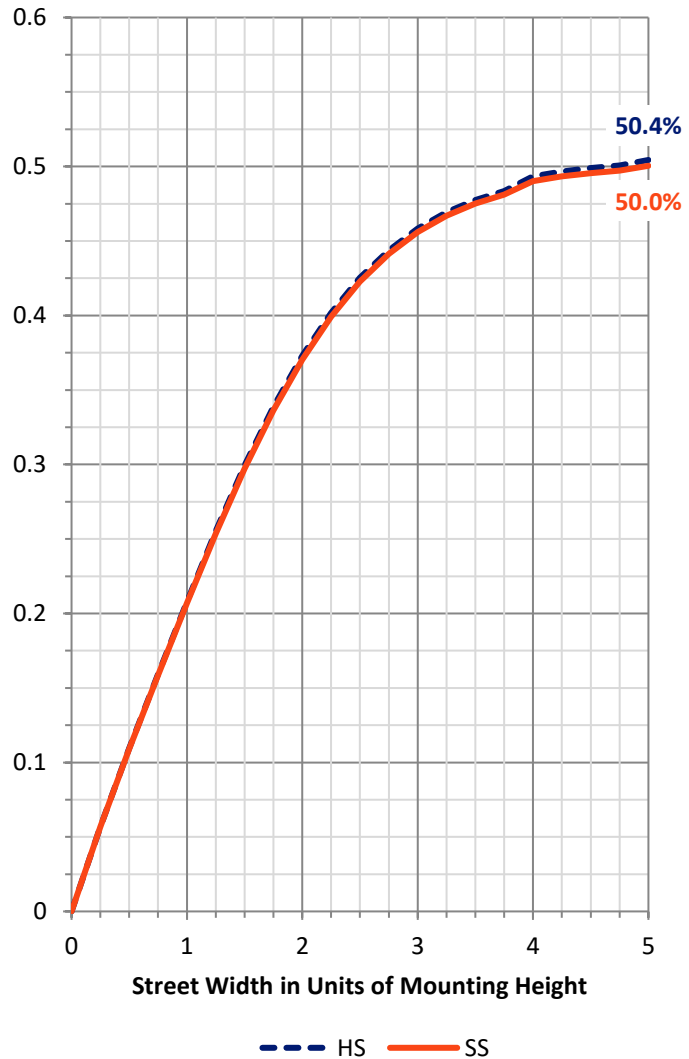
FLUX DISTRIBUTION:

		Downward	Upward	Total
House Side	Lumens	7759.5	0.0	7759.5
	% Fixture	50.0	0.0	50.0
Street Side	Lumens	7759.5	0.0	7759.5
	% Fixture	50.0	0.0	50.0
Total	Lumens	15519.0	0.0	15519.0
	% Fixture	100.0	0.0	100.0

ZONAL LUMENS:

Zone	Lumens	% Fixture
0°-10°	61.0	0.4
10°-20°	244.3	1.6
20°-30°	461.9	3.0
30°-40°	804.5	5.2
40°-50°	1537.9	9.9
50°-60°	2982.2	19.2
60°-70°	5221.9	33.6
70°-80°	3924.5	25.3
80°-90°	280.8	1.8
90°-100°	0.0	0.0
100°-110°	0.0	0.0
110°-120°	0.0	0.0
120°-130°	0.0	0.0
130°-140°	0.0	0.0
140°-150°	0.0	0.0
150°-160°	0.0	0.0
160°-170°	0.0	0.0
170°-180°	0.0	0.0
0°-90°	15519.0	100.0
0°-180°	15519.0	100.0

Coefficient of Utilization

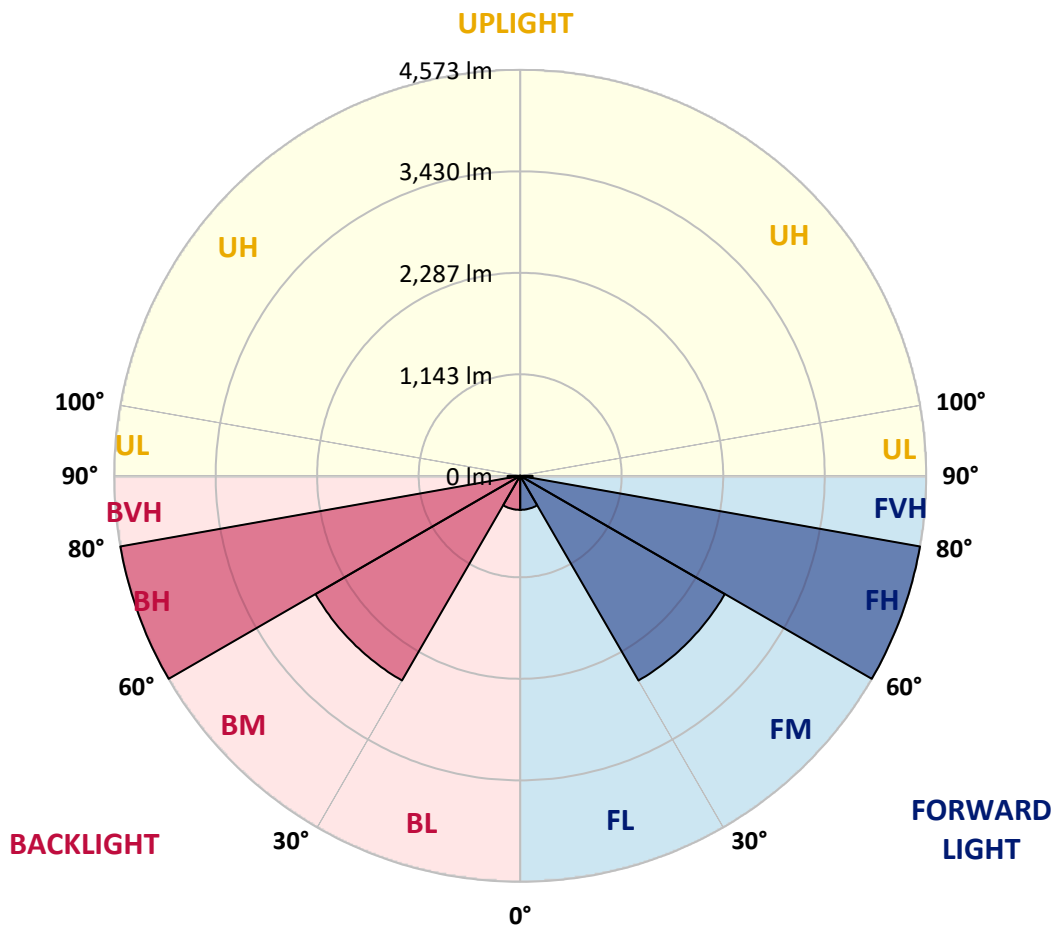


REPORT NUMBER: P368031
 CATALOG NUMBER: MSA-SA3C-830-U-5WQ

LUMINAIRE CLASSIFICATION SYSTEM LUMEN TABLE AND BUG RATING:

Zone	Lumens	% Fixture	Zone Rating/Lumen Limit		
			B	U	G
FL (0°-30°)	383.6	2.5			
FM (30°-60°)	2662.3	17.2			
FH (60°-80°)	4573.2	29.5			G2/5000
FVH (80°-90°)	140.4	0.9			G2/225
BL (0°-30°)	383.6	2.5	B1/500		
BM (30°-60°)	2662.3	17.2	B3/5000		
BH (60°-80°)	4573.2	29.5	B4/5000		G2/5000
BVH (80°-90°)	140.4	0.9			G2/225
UL (90°-100°)	0.0	0.0		U0/0	
UH (100°-180°)	0.0	0.0		U0/0	

BUG Rating: B4-U0-G2
 Type V Short





REPORT NUMBER: P368031
 CATALOG NUMBER: MSA-SA3C-830-U-5WQ

CANDELA DISTRIBUTION (FULL):

	0°	5°	15°	25°	35°	45°	55°	65°	75°	85°	90°
0°	419.6	419.6	419.6	419.6	419.6	419.6	419.6	419.6	419.6	419.6	419.6
2.5°	510.5	502.7	478.0	479.2	490.7	491.9	493.1	478.0	474.4	505.1	506.9
5°	648.4	630.3	612.3	605.1	594.2	564.1	597.2	600.8	608.1	631.5	642.4
7.5°	740.5	718.2	693.6	678.5	649.0	624.3	651.4	673.7	688.1	714.6	729.7
10°	758.0	744.7	743.5	717.0	711.6	720.6	718.8	719.4	741.1	741.7	750.7
12.5°	812.8	822.4	803.7	794.7	800.1	822.4	804.3	796.5	801.9	826.6	816.4
15°	884.4	895.8	867.5	853.1	838.6	859.7	841.1	854.9	872.4	890.4	881.4
17.5°	963.9	964.5	925.9	872.4	885.0	888.0	881.4	869.9	919.9	963.3	959.1
20°	1007.2	1006.6	940.4	867.5	904.9	911.5	905.5	866.3	941.6	1001.2	999.4
22.5°	1051.8	1038.5	959.1	900.1	913.9	919.3	905.5	901.9	959.1	1042.1	1041.5
25°	1075.8	1087.3	1000.0	963.3	951.8	939.2	951.2	957.2	1012.0	1093.3	1069.8
27.5°	1151.1	1132.4	1012.0	1008.4	984.3	934.4	975.9	1005.4	1008.4	1139.7	1163.7
30°	1219.1	1226.4	1066.2	1071.6	1027.7	964.5	1028.9	1075.8	1084.9	1227.6	1225.2
32.5°	1291.4	1294.4	1162.5	1106.6	1087.9	1085.5	1060.8	1101.7	1172.8	1287.2	1292.0
35°	1400.9	1425.6	1248.6	1173.4	1149.9	1125.8	1147.5	1184.2	1250.4	1422.0	1410.0
37.5°	1652.0	1612.9	1435.9	1279.9	1264.3	1254.7	1272.1	1298.6	1434.1	1617.1	1673.1
40°	1827.2	1808.5	1567.7	1456.3	1357.6	1409.4	1368.4	1470.8	1582.8	1809.7	1845.9
42.5°	2098.7	2015.6	1768.2	1630.3	1528.0	1491.3	1514.1	1647.8	1790.5	2043.3	2114.4
45°	2359.4	2231.2	2019.2	1897.6	1742.3	1703.8	1734.5	1891.6	2056.6	2256.4	2381.7
47.5°	2625.5	2493.1	2260.1	2084.3	1957.2	2072.2	1971.7	2121.0	2285.3	2517.7	2629.1
50°	2901.8	2754.9	2525.0	2333.5	2322.7	2424.4	2304.0	2380.5	2532.8	2773.6	2904.8
52.5°	3219.1	3060.8	2830.8	2701.4	2726.6	2720.0	2695.9	2682.1	2832.0	3068.6	3224.5
55°	3596.6	3425.6	3242.0	3182.4	3252.2	3177.0	3212.5	3207.7	3229.3	3398.5	3580.9
57.5°	4052.9	3859.7	3675.5	3662.2	3751.9	3823.0	3759.7	3668.8	3630.9	3795.3	4004.2
60°	4627.9	4390.7	4188.4	4146.9	4402.7	4402.1	4344.9	4141.4	4127.0	4313.0	4564.7
62.5°	5263.0	4974.1	4753.1	4686.9	5087.8	5133.0	4954.8	4590.0	4664.6	4814.5	5113.1
65°	5802.5	5455.1	5249.2	5231.1	5721.2	5920.5	5526.7	5027.6	5051.7	5176.3	5499.6
67.5°	6154.1	5735.6	5571.9	5659.2	6268.4	6393.1	6027.0	5320.2	5234.7	5286.5	5673.0
70°	6030.6	5570.7	5452.7	5664.6	6409.9	6598.4	6134.8	5238.4	5056.5	5058.9	5508.1
72.5°	5095.7	4658.0	4714.0	5102.9	6075.2	6339.5	5636.3	4731.4	4359.4	4350.3	4757.9
75°	3369.6	3077.0	3298.0	3904.2	5050.5	5591.2	4670.0	3708.6	3242.0	3090.3	3405.1
77.5°	1473.8	1436.5	1622.5	2307.6	3443.1	4029.5	3345.5	2422.6	1763.4	1466.6	1602.0
80°	394.9	386.5	485.2	875.4	1676.1	2219.1	1810.3	966.3	504.5	367.2	389.5
82.5°	143.9	147.5	180.0	245.0	552.1	934.4	601.4	282.4	190.8	156.5	156.5
85°	62.6	60.8	87.3	98.1	150.5	211.3	172.8	119.8	96.3	72.2	69.2
87.5°	16.9	21.1	29.5	30.7	39.1	31.9	45.8	42.1	36.1	25.3	20.5
90°	0.0	0.0	0.0	0.0	0.0	0.0	0.0	0.0	0.0	0.0	0.0

(END OF REPORT)